
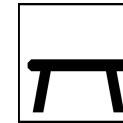
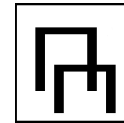



Prince George Invitational & Zone 8 Championships

May 3 - 5, 2019

JO 6 2003-05



#	Athlete	Club	Category	D			D			D			D			AA		
				D	Score	Rk	D	Score	Rk	D	Score	Rk	D	Score	Rk	D	Score	Rk
638	MAURICE Mary Grace	Prince George Gymnastics	JO 6 2005	10.00	8.250	11	10.00	8.925	1	10.00	9.150	1	10.00	8.800	8	40.00	35.125	1
3782	HOWSE Kennedy	Terrace Peaks Gymnastics Club	JO 6 2004	10.00	9.050	2	9.50	8.225	4	10.00	8.900	2	10.00	8.875	7	39.50	35.050	2
3535	GRAHAM Alencia	Prince George Gymnastics	JO 6 2005	10.00	9.100	1	10.00	8.025	7	9.50	8.625	5	10.00	9.225	1	39.50	34.975	3
3381	SHERMAN Lily	KDGC	JO 6 2005	10.00	8.800	6	9.50	7.925	9	9.50	8.850	3	10.00	9.050	3	39.00	34.625	4
2687	CLARANCE Ava	North Peace Gymnastics Association	JO 6 2005	10.00	8.250	11	10.00	8.350	3	10.00	8.800	4	10.00	8.775	9	40.00	34.175	5
2688	GORSIC Shanay	North Peace Gymnastics Association	JO 6 2005	10.00	8.925	3	9.50	7.475	11	9.50	8.525	6	10.00	9.150	2	39.00	34.075	6
3745	WHEAT Carley	North Peace Gymnastics Association	JO 6 2003	10.00	8.900	4	10.00	8.000	8	10.00	8.475	7	10.00	8.650	10	40.00	34.025	7
406	HUTCHINGS Joey	MileZero Gymnastics	JO 6 2005	10.00	8.850	5	9.50	8.050	6	10.00	8.025	10	10.00	8.925	6	39.50	33.850	8
645	SOARES Delaney	Prince George Gymnastics	JO 6 2005	10.00	8.550	9	10.00	8.650	2	9.50	7.775	11	10.00	8.425	12	39.50	33.400	9
2676	PETROVICKY Ella	Prince George Gymnastics	JO 6 2005	10.00	8.500	10	10.00	8.125	5	9.50	7.725	12	10.00	8.950	5	39.50	33.300	10
3434	IRAWAN Allysia	Cariboo Chilcotin Gymnastics	JO 6 2004	10.00	8.650	7	10.00	7.850	10	9.50	8.200	8	9.30	7.425	13	38.80	32.125	11
3780	MEDEIROS Savannah	Terrace Peaks Gymnastics Club	JO 6 2004	10.00	7.400	12	8.70	7.275	12	9.50	8.175	9	9.50	9.000	4	37.70	31.850	12
3785	SHANNON Drew	Terrace Peaks Gymnastics Club	JO 6 2003	10.00	8.625	8	8.70	6.300	13	10.00	7.250	13	10.00	8.625	11	38.70	30.800	13